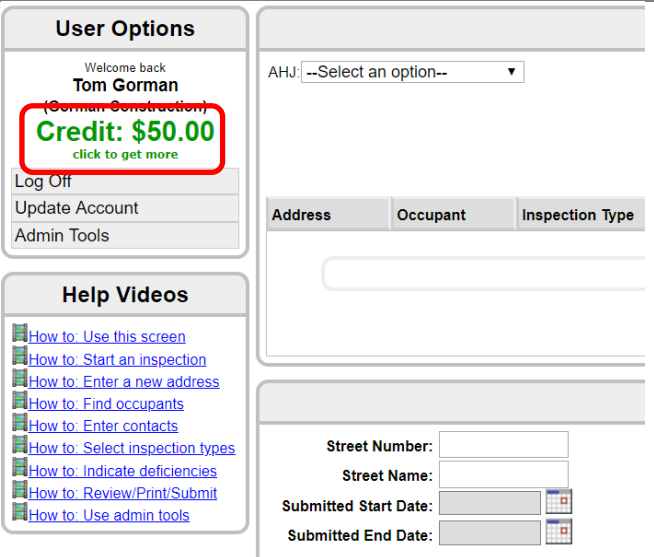

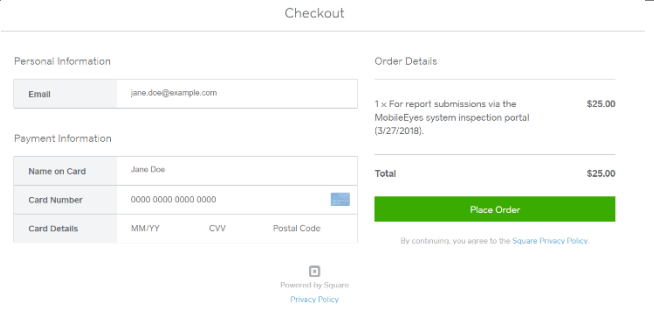


How to buy credits

Please call the MobileEyes Help Desk if you have any questions. Tel: 866-974-1117

| | | |
|-----------------|--|--|
| <p>1</p> | <p>Click "Credits...click to get more".</p> |  <p>The screenshot shows a user dashboard for Tom Gorman. A red box highlights a green credit bundle of \$50.00 with the text "click to get more". Below this are sections for "User Options" (Log Off, Update Account, Admin Tools) and "Help Videos" (links to various guides). On the right, there are input fields for AHJ, Address, Occupant, and Inspection Type, and a section for Street Number, Street Name, Submitted Start Date, and Submitted End Date.</p> |
| <p>2</p> | <p>Determine the quantity of credits to buy.</p> |  <p>The screenshot shows a "Click a Credit Bundle to make a one-time purchase**" screen with buttons for \$25, \$50, \$100, \$150, \$200, \$250, \$300, \$350, \$400, \$450, and \$500.</p> <p><small>**Credits are non-refundable.</small></p> |
| <p>3</p> | <p>Complete the checkout process.</p> |  <p>The screenshot shows a "Checkout" form. It includes sections for "Personal Information" (Email: jane.doe@example.com), "Payment Information" (Name on Card: Jane Doe, Card Number: 0000 0000 0000 0000, Card Details: MM/YY, CVV, Postal Code), and "Order Details" (Total: \$25.00). A green "Place Order" button is visible at the bottom.</p> |

4

An order confirmation will be emailed to you.

Thanks for your order

If you have questions about your order, please reply to this email or contact us at jkrehel@mobile-eyes.com.

| | |
|--|----------------|
| Order Details | #8522 |
| 1 × For report submissions via the MobileEyes system inspection portal (3/27/2018). \$25.00 | |
| Total | \$25.00 |
| AMERICAN EXPRESS ending in 1029 | |
| Contact Information tgorman@mobile-eyes.com | |

The amount of credit you pre-paid will be added to your credit total.

User Options

Welcome back
Tom Gorman
(Gorman Construction)

Credit: \$75.00

click to get more

Log Off

Update Account

Admin Tools

Help Videos

- [How to: Use this screen](#)
- [How to: Start an inspection](#)
- [How to: Enter a new address](#)
- [How to: Find occupants](#)
- [How to: Enter contacts](#)
- [How to: Select inspection types](#)
- [How to: Indicate deficiencies](#)
- [How to: Review/Print/Submit](#)
- [How to: Use admin tools](#)

AHJ: --Select an option--

| Address | Occupant | Inspection Type |
|---------|----------|-----------------|
| | | |

Street Number:

Street Name:

Submitted Start Date:

Submitted End Date:

Please call the MobileEyes Help Desk if you have any questions. Tel: 866-974-1117